




SPRING AXLE Order Form

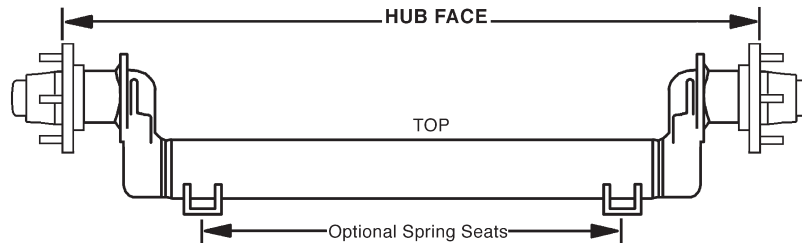
Date: _____

1. Axle Series (circle one): **D20** **D30** **D35** **D44** **D52** **D60** **D70** **D72** **D80** **D90**
 D100GD **D100HD** **D120HD** **D150HD** **D200**
2. Axle Capacity: _____
3. Axle Options (circle one): Beam Only / Beam with Idlers / Beam with Hub, Drums & Brakes
4. Beam Style: Round / Square
5. Beam Diameter: _____ or Square Tube Size: _____
6. Axle Tube Style (circle one): Cambered / No Camber / V-Bend
7. Axle Style (circle one): Straight / Drop - drop distance _____ center of spindle to center of beam
8. Flanges: Yes ____ No ____ if Yes, # of Holes _____
9. Brake Type (circle one): Electric - Standard / Standard w/parking feature / Nev-R-Adjust
 Hydraulic - Standard / Standard w/parking feature / Free Backing w/parking feature / Disc
10. Brake Size: _____
11. Bolt Pattern of Hub: _____ Inner Bearing: _____ Outer Bearing: _____
12. Stud Size (circle one): 1/2" - 9/16" - 5/8"; if Wheel Nuts are 5/8" (circle one) Cone / Flanged Nuts
13. Spindle Type (circle one): Grease / Oil / EZ Lube / Nev-R-Lube
14. Hub Face Measurement: _____
15. Spring Center Measurement: _____
16. Spring Seat Mounting (circle one): Weld Seats / Loose Seats / Drill Holes for Seats
17. Spring Mounting Style (circle one): Overslung (axle below springs) / Underslung (axle on top of springs)

STRAIGHT AXLE



4" DROP AXLE



Axles that are special ordered or spliced are non-returnable.

Company Name: _____ Contact Name: _____

Phone No.: _____ Fax No.: _____ Email Address: _____

Axle **Will Not** be ordered until all information above is provided and form signed below.

Signature: _____ Date: _____

Croft Trailer Supply, Inc. Distribution Center

P.O. Box 300320 • Kansas City, MO 64130-0320 • 816-861-1001 • Fax 816-861-1881 • www.crofttrailer.com

AD 6/16-O





SPRING AXLE Series Information

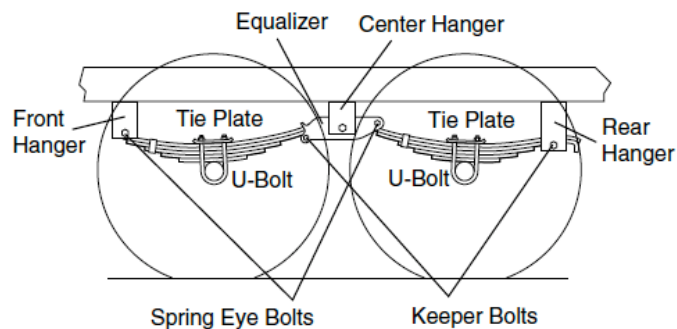
SERIES	D20	D30	D35	D44	D52 & D60	D70	D72	D80	D100GD	D100HD
Capacity	600-1,100	1,000-2,200	2,500-3,000	2,500-3,500	3,600-6,000	5,500-7,000	5,500-7,200	8,000	9,000-10,000	10,000
Tube Size	1.75 Straight 2.375 Drop	2.375	2.375	—	3.00	3.00	3.00	3.5	5.0	5.0
Spindle Type	Straight 4" Drop	Straight 3" Drop	Straight 4" Drop 6" Drop	—	Straight 4" Drop	Straight 4" Drop	Straight 4" Drop	Straight 4" Drop	Straight Only	Straight Only
Spindle Style	Grease EZ Lube	Grease EZ Lube	Grease EZ Lube Nev-R-Lube	Grease EZ Lube	Grease EZ Lube Nev-R-Lube	EZ-Lube Oil Nev-R-Lube	Grease EZ-Lube Oil Nev-R-Lube	Grease EZ-Lube Oil Nev-R-Lube	Grease Oil	Oil
Nev-R-Lube Size	N/A	N/A	35mm	—	42mm	50mm	50mm	50mm	N/A	N/A
Brake Size	7" x 1-1/4" Electric 7" x 1-3/4" Hydraulic	10" x 1-1/2"	10" x 2-1/4"	10" x 2-1/4"	12" x 2"	12" x 2"	12-1/4" x 2-1/2"	12-1/4" x 3-3/8"	12-1/4" x 3-3/8"	12-1/4" x 4"
No. of Brake Flange Holes	4	4	4	4	5	5	4	4	7	7
Standard Bearing	Inner L44649 Outer L44649	Inner LM67048 Outer L44649	Inner L68149 Outer L44649	Inner L68149 Outer LM67048	Inner 25580 Outer LM67048-D52 15123-D60	Inner 25580 Outer 14125A	Inner 25580 Outer 02475	Inner 25580 Outer 02475	Inner 387A Outer 25580	Inner 395S Outer 387A
Bolt Patterns	4 on 4 5 on 4.5	5 on 4.5	5 on 4.5 5 on 4.75 5 on 5 5 on 5.5 6 on 5.5	6 on 5.5	6 on 5.5	8 on 6.5	8 on 6.5	8 on 6.5	8 on 6.5	8 on 6.5

BRAKE TYPES:

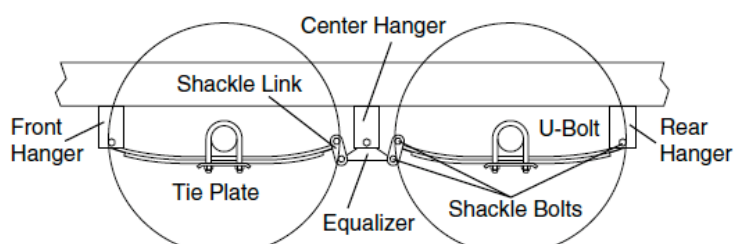
Electric: Standard / Standard w/parking feature / Nev-R-Adjust

Hydraulic: Uni-Servo / Uni-Servo w/parking feature / Duo-Servo / Free Backing / Free Backing w/parking feature / Disc

OVERSLUNG



UNDERSLUNG



AD 6/16-O

Croft Trailer Supply, Inc. Distribution Center

P.O. Box 300320 • Kansas City, MO 64130-0320 • 816-861-1001 • Fax 816-861-1881 • www.crofttrailer.com