



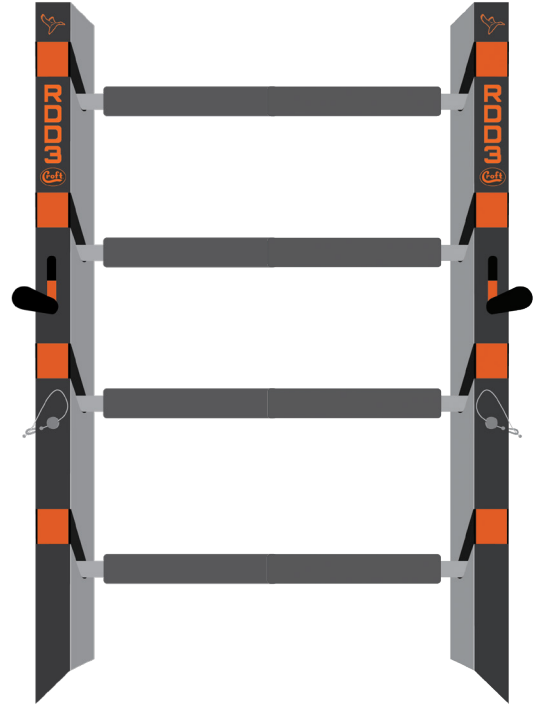
CROFT TRAILER SUPPLY'S
GUIDE FOR THE ULTIMATE OUTDOORSMAN



CROFT RAPID DECOY DEPLOYMENT SYSTEM

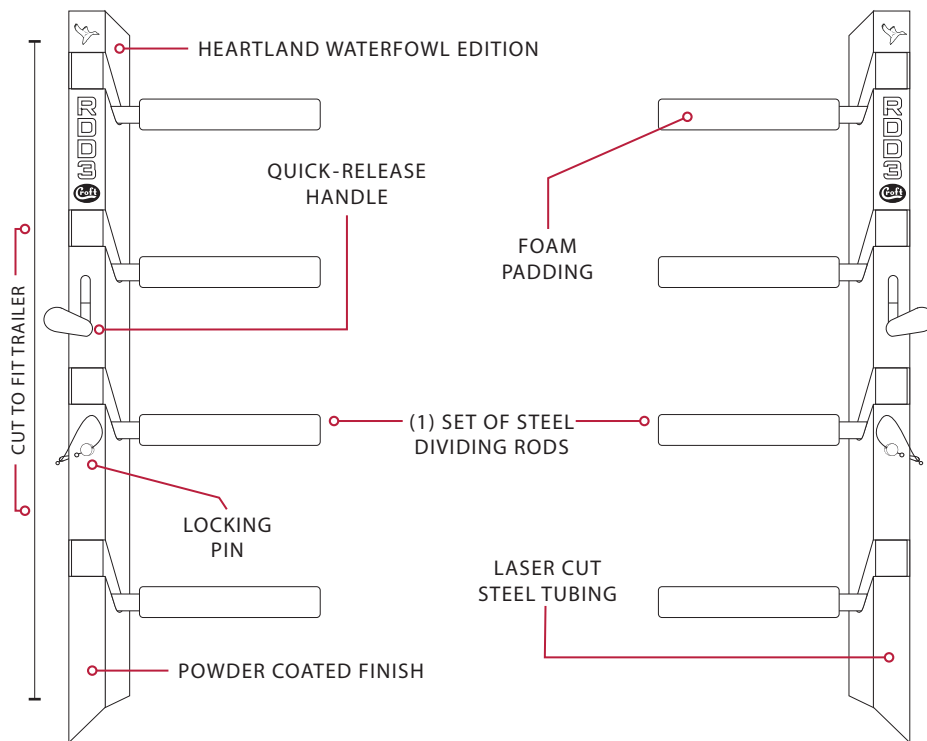
INTRODUCING THE CROFT RAPID DECOY DEPLOYMENT SYSTEM - RDD3

When the team at the Sportsman Channel's *Heartland Waterfowl* show began designing a faster way to place their waterfowl decoys, they turned to Croft Trailer Supply. Working together, a rugged and durable new storage system for decoys was developed. This new system is adaptable to any type of decoy spread and can be customized to fit any size enclosed trailer.



Cover photo provided by Heartland Waterfowl.

BREAK IT DOWN



RAPID DEPLOYMENT

A simple pull of a handle releases the foam-padded, steel dividing rods, which can be removed separately as you set decoys in the field. To prevent rods from slipping out of place, each piece of steel tubing comes with a locking pin for added security when in transit.



Croft Trailer Supply
Kansas City, MO


PART: RDD3

MATERIAL: STEEL

HEARTLAND WATERFOWL SPECIAL EDITION PRODUCT



QUICK RELEASE FOR PULLING DECOYS IN A HURRY



MADE WITH HIGH QUALITY MATERIALS

NEXT LEVEL HUNTER

The HW team trusts their toy hauler and custom built enclosed trailer from Croft to carry their gear safely and securely as they follow the migration across the country.

Check out our trailers on the Heartland Waterfowl TV show on the Sportsman Channel. You can also order your own Limited Edition Heartland Waterfowl trailer from Croft Trailer Supply. Visit CroftTrailer.com for details.

www.HeartlandWaterfowl.com



SPORTSMAN
CHANNEL





CARPETED WALLS

HEARTLAND
WATERFOWL
LIMITED EDITION
CRAFT TRAILER SUPPLY

LOCKING
CABINETS

(12) GUN SAFE

30" DEEP SHELVES
WITH LIP

FRAMED/RECESSED
E-TRACK SYSTEM

5,000 LB RECESSED
FLOOR D-RINGS

SPRAY ON PROTECTIVE
FLOOR LINER

SPARE TIRE FLOOR
COMPARTMENT

8.5' x 20' ENCLOSED CARGO



This is your chance to own the ultimate Waterfowl Hunting Trailer! Designed to be a match for the custom Bravo trailer that the Heartland Waterfowl guys use, this trailer has it all! This is the ultimate waterfowl hunting trailer complete with the Croft rapid decoy deployment system, tons of storage space, and (10) 22.5" curved light bars around the upper perimeter of the trailer. This trailer is loaded with features that will not only meet your hunting needs, but with simple removal of a few items, will let you take on anything from a fun adventure with your toys to the rough demands of commercial use.



LEARN MORE

TRAILER FEATURES

- Tandem 5,200 lb Dexter Torsion Axles (22.5 Degree Down start)
- Electric Brakes on Both Axles
- ST225/75R15 LRD Tires
- Black Aluminum Wheels
- Single Piece Aluminum Roof
- Full LED Lighting
- Anodized Front Corners
- 3/8" Drymax Engineered Walls
- 3/4" Drymax Engineered Floors
- .030 Charcoal Aluminum Skin Inside Rear Doors
- 24" Additional Height
- Rock Guard Paint on Tongue & Rear Member
- Rear Bogey/Skid Wheels
- Spare Wheel & Tire
- Spare Tire Compartment in Interior Floor
- (8) 5000 lb Rated Recessed D-Rings
- 28' Recessed Wall Mounted E-Track
- 11' Recessed Floor Mounted E-Track
- Additional Rear Door Hinges
- 48" Side Door Upgrade
- (2) 4" Round Interior Dome Lights Inside Interior Cabinet
- 24" LED Surface Mounted LED Lights
- Back Up Lights
- (2) 12v Batteries Mounted In Recessed Floor Boxes
- 2 Way Aluminum Side Wall Vents
- Gray Carpeted Walls w/ Bottom 12" of Spray on Protective Floor Liner
- Spray on Protective Floor Liner
- 3' Deep Fixed Plywood Center Shelving
- 30" Deep V-Nose Shelving
- Twin Rear Decoy Storage with Croft's RDD3 System
- (10) LED Light Bars Around Roof Perimeter
- 5 Year Manufacturers Warranty

Trailer Weight Ratings	Capacity
GVWR	9,990 lb
GAWR	5,200 lb
Interior Bed Width	8'1"
Interior Bed Length	22'1"
Overall Width	8'6"
Overall Length	24' 2"
Interior Height	8'5"
Overall Height	10'5"
Deck Height	24" (20" to side door step well)
Side Door Opening Width	46"
Side Door Opening Height	81"
Rear Door Opening Width	7'6"
Rear Door Opening Height	8'
Coupler Height	22"
Wall Post Centers	12"
Roof Member Centers	24"
Cross Member Centers	12"
Decoy Compartment Length (Both)	7'
Decoy Compartment Width (Both)	4'

6'x12' ALUMINUM UTILITY

This durable Sure-Trac trailer is designed with a heavy aluminum angle frame, aluminum tube tongue, 12" tall 2" x 2" aluminum square tube top rails, 2" x 6" pressure treated pine decking, protected lighting with gel filled electrical connectors, jeep style fenders, and expanded metal fold flat ramp gate with self retained pins.

The undercarriage includes a 3,500 lb straight E-Z Lube axle, leaf spring suspension, 15" new wheels and tires, A-frame tongue with 2" coupler, and an A-frame jack. Full aluminum framing and structure guarantees you a lifetime of rust free trailer use.

SURE-TRAC
SMART - CONFIDENT - PROVEN

ACT NOW. APPLY FOR FINANCING TODAY.

Why wait? Apply online and get your dream trailer.

Find out more at www.CroftTrailer.com/sheffield-financial.

FINANCIAL SERVICES • 63 YEAR HISTORY
SHEFFIELD
FINANCIAL SERVICES



LEARN MORE



TRAILER FEATURES

- 2" x 2" Aluminum Tube Top Rail with Tube Uprights
- 4" x 2" Aluminum Tube Tongue (A-Frame)
- 2" A-Frame Coupler
- Zinc Plated Swivel Jack with Caster
- Square Rolled HD Steel Treadplate Fenders
- Cambered Easy Lube Axles with Leaf Spring Suspension
- 15" Radial Tires (205/75R15 LRC)
- 15" Aluminum Wheels
- 2" x 6" Pressure Treated Pine Decking
- Full LED Lighting
- 54" Bi-fold Aluminum Ramp Gate (2200 lb Load Rating)
- Front & Rear Board Retainers
- Wiring Enclosed in Tubing Front to Back
- Spare Tire Carrier
- Stake Pockets
- Aluminum Fenders
- 4-Way Flat Electrical Plug
- 3 Year Warranty

Trailer Weight Ratings	Capacity
GVWR	2,990 lb
GAWR	3,500 lb
Curb Weight	910 lb
Bed Width	6'
Bed Length	12'
Overall Width	7'7"
Overall Length	16'3"
Side Rail Height	13"
Coupler Height	16"
Deck Height	18"
Overall Height	32"

Be Ready To Hit the Great Outdoors

Keep Your Trailer Ready for Any Adventure
With Maintenance and Service From Croft



Need New Axles or
Brakes? Ask for Dexter.



CROFT TRAILER SUPPLY'S

4 FULL SERVICE KC METRO LOCATIONS

970 N Rogers Rd
Olathe, Kansas
(913) 780-1818

2401 S 291 Hwy
Lee's Summit, Missouri
(816) 525-9355

4933 Truman Rd
Kansas City, Missouri
(816) 483-7274

632 S Hwy 169
Smithville, Missouri
(816) 532-8900

www.CroftTrailer.com
(800) 426-8159